



International Judo Federation

official backnumber manual



MYBACKNUMBER
.COM

a service of
2pointX GmbH
Theresienstr. 56
50931 Cologne/Germany



International Judo Federation

New back identification of athletes, decision of the IJF Executive Committee / in Rotterdam 21/08/09 /

In its effort to improve the presentation of judo and competitions to spectators, TV and other media, the IJF has decided to introduce the unified identification of athletes (back numbers, Bibs). In the IJF SOR, Article 14.2 Back identification and Article 14.4.g) are modified accordingly to this decision, which enters into force from the 1st January 2010.

1. Each competitor taking part in the IJF events is obliged to have sewn on the back of his judogi an appropriate back number consisting of two parts:

- Fixed upper part with surname and National Olympic Abbreviation
- Changeable lower part reserved for sponsors and / or IJF event presentation, unique for each particular event.

1.1 The unified back numbers, Bibs of athletes are described and depicted in annex: "The IJF Back Numbers".

1.2 Logistics of acquiring of the IJF Back Numbers is described in annex: "The Ordering Procedure of the IJF Back Numbers".

2. Only the original IJF Back Numbers carrying the IJF / EJU Trade Mark and acquired exclusively according to procedure in Article 1.2 will be accepted at judogi control.

3. The IJF Back Numbers are obligatory for all the World Championships and Masters, Grand Slam, Grand Prix, World Cup and eventually other events specified by the IJF.

Vladimir Barta

IJF HSD

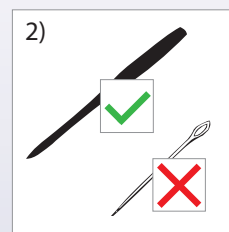
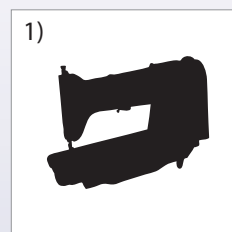
Instructions



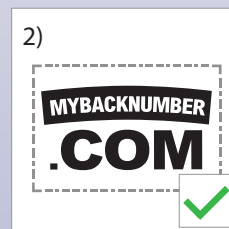
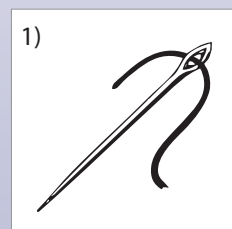
Dear Judoka,

Your personal backnumber has been produced and completed now and we enclose it to this mailing. When attaching the back number to your Judogi please follow the handling instructions in the booklet in order to comply with IJF regulations. We hope that your backnumber will accompany you in all your future competitions for which we wish you the best of luck.

We also like to thank you for shopping with us and hope that you have been satisfied with our service. Occasionally though you may want to give us feedback on how to improve our service. Please mail to orderproblem@mybacknumber.com



We recommend using a tailor with professional sewing equipment to attach your backnumber to your Judogi. Depending on the texture of your Judogi needles can break. Don't change the backnumber in any form.

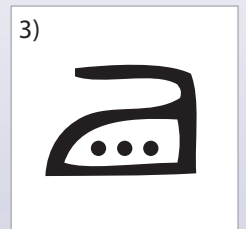
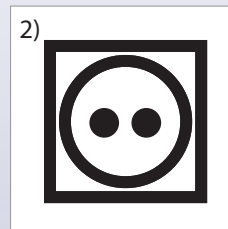
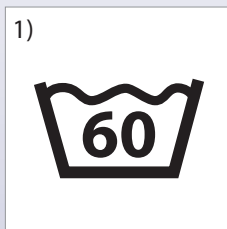


For sewing only use a white thread and sew as close as possible along the outer edge of your backnumber. Sew with a straight seam. Don't sew in blue areas.

place centred



Back numbers must be horizontally adjusted in the central section at an exact distance of 3 cm from the bottom of the collar when attached to the back of your Judogi.



When washing your Judogi follow instructions on the inside label. Our back numbers are machine washable up to 60° C and tumble dry as well; ironing at high temperatures is possible.





International Judo Federation



MYBACKNUMBER
.COM

a service of
2pointX GmbH
Theresienstr. 56
50931 Cologne/Germany